



Coordinated Entry Steering Committee

March 1, 2023

Agenda

- 1. Call To Order – Christina Weckerly, Committee Chair**
- 2. Welcome and Introductions**
- 3. Coordinated Entry System (CES) Updates**
 - a. Individuals – Tianna Terry, Individual CES Assistant Manager, Friendship Shelter**
 - b. Families – Roxana Garcia, Family System Specialist, Family Solutions Collaborative**
 - c. Veterans – Rebecca Ricketts, CES Manager, County Executive Office**
 - d. Transitional Aged Youth (TAY) – Mayra Vargas, CES Staff Specialist, County Executive Office**
 - e. Virtual Front Door – Amy Arambulo, Vice President of Community Impact, 211 Orange County**
- 4. Data Highlight– Rebecca Ricketts, CES Manager, County Executive Office**
 - a. Milestone Timeline**
- 5. 2023 Vision Themes – Christina Weckerly, Committee Chair**
 - a. Data**
 - b. Onboarding and Training Needs**
 - c. Policies and Procedures**
- 6. Next Meeting: May 3, 2023, from 2:00 p.m. – 3:00 p.m.**

Individual Coordinated Entry System (CES) Updates

**Tianna Terry, Individual CES Assistant Manager,
Friendship Shelter**

Business Calendar – Item #3

4,521

Active Households in the CES Project

167

Households without Assessment

429

Households Pending (matched)

195

Households Assessed, not on Community Queue

689

Active in CES, Removed from Community Queue

2,810

Households on the Community Queue

164

Enrolled in Housing Project, Pending Permanent Housing

Bed Reservation System Expansion

- As of today, Yale Navigation Center, operated by PATH, and Bridges at Kraemer Place (Bridges), operated by Mercy House, will be participating in the Shelter Bed Reservation System of Individuals (adult only households)
- The Shelter Bed Reservation Assessment was updated to include the questions below:
 - Do you require a mobility accessible unit due to a physical disability?
 - Do you require a sensory accessible unit due to loss of hearing or sight?

Family Coordinated Entry System (CES) Updates

Roxanna Garcia, Family System Specialist, Family
Solutions Collaborative



Family Homelessness in OC, CA – January 2023

Families Currently Experiencing Homelessness

685



Homeless adults

286



Homeless children
age 0-5

590



Homeless children
age 6-17



202

Families in
Shelters*



258

Unsheltered
Families*



27

Families in Other*
Living Situations

487

Total Families Receiving Family CES Services

Data as of January 31st

769

Family Service Request
Forms Received

33

Families Waiting
for Shelter



11

Families Reconnected
to Support System to
Resolve Homelessness



17

Families Who Moved
into Housing

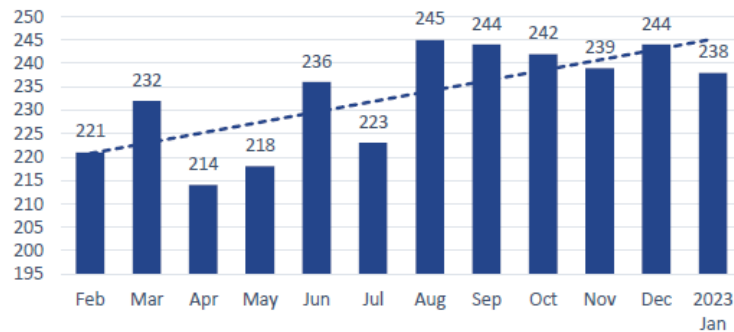
Veteran Registry Updates

Rebecca Ricketts, CES Manager, County Executive
Office

Business Calendar – Item #3

Veteran Registry Dashboard

Homeless Veterans on Veteran Registry



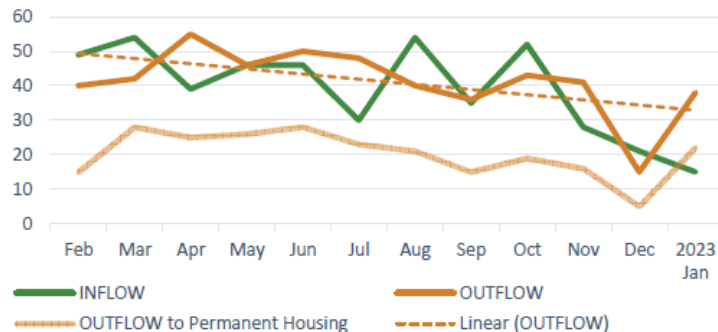
Currently, there are 260 veterans on the Veteran Registry including 238 veterans experiencing homelessness. In the previous 12 months, 243 veterans have been housed in permanent, stable housing. Over 30 agencies, including the VA Community Resource and Referral Center, outreach providers, and shelter providers, continue to meet weekly to coordinate housing and services for veterans experiencing homelessness in Orange County. In the past 12 months, there has been an 8% increase in the number of veterans experiencing homelessness in Orange County.

Homeless
Veterans
238

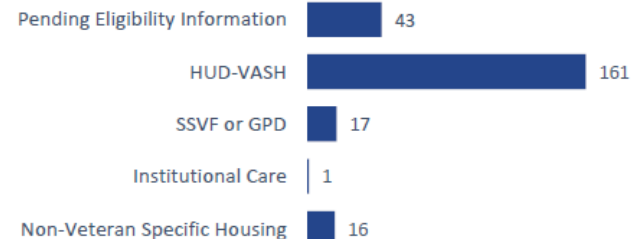
Veterans
Housed
243

2/1/22-1/31/23

Inflow vs. Outflow by Month



Permanent Housing Plan



	Feb	Mar	Apr	May	Jun	Jul	Aug	Sep	Oct	Nov	Dec	2023 Jan	Total	
INFLOW	49	54	39	46	46	30	54	35	52	28	21	15	469	
OUTFLOW	40	42	55	46	50	48	40	36	43	41	15	38	494	
OUTFLOW to Permanent Housing	15	28	25	26	28	23	21	15	19	16	5	22	243	
OUTFLOW exceeded INFLOW			✓		✓	✓		✓		✓		✓	✓	
Homeless Veterans on Veteran Registry	221	232	214	218	236	223	245	244	242	239	244	238		

Transitional Aged Youth Coordinated Entry System (CES) Updates

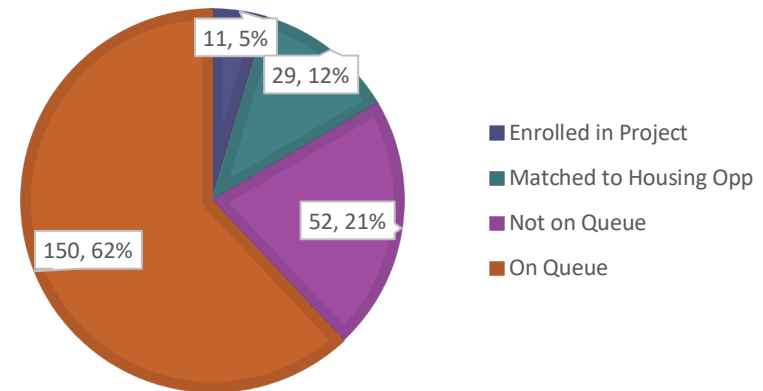
Mayra Vargas, CES Staff Specialist, County
Executive Office

Business Calendar – Item #3

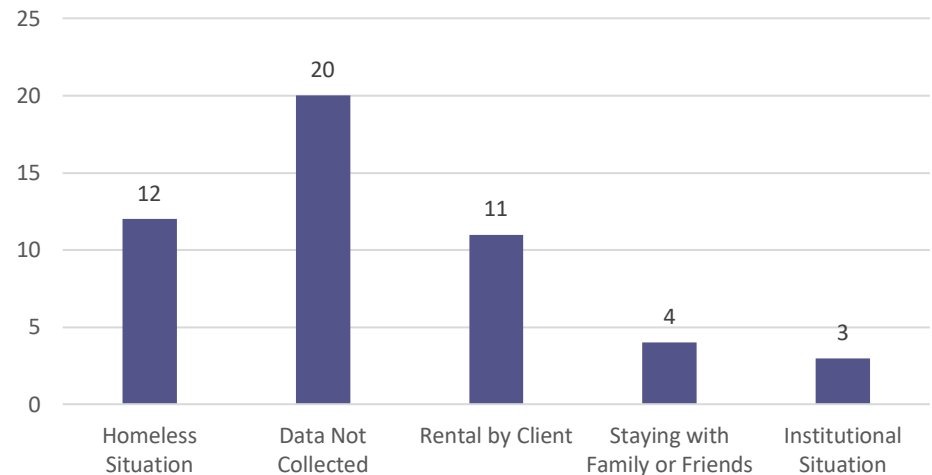
As of March 1, 2023:

- **242 TAY Households in CES**
- **TAY Housing Interest**
 - Rapid Rehousing – 67
 - Permanent Supportive Housing – 71
 - Housing Choice Voucher - 143
- **Majority of matches are to vouchers and SU4K's JTS project**
 - 11 Journey To Self Sufficiency (38%)
 - 12 Housing Vouchers (41%)

TAY REGISTRY STATUS BREAKDOWN



TAY Exit Destinations (Jan. – Feb. 2023)



Virtual Front Door Coordinated Entry System (CES) Updates

Amy Arambulo, Vice President of Community
Impact, 211 Orange County

Business Calendar – Item #3

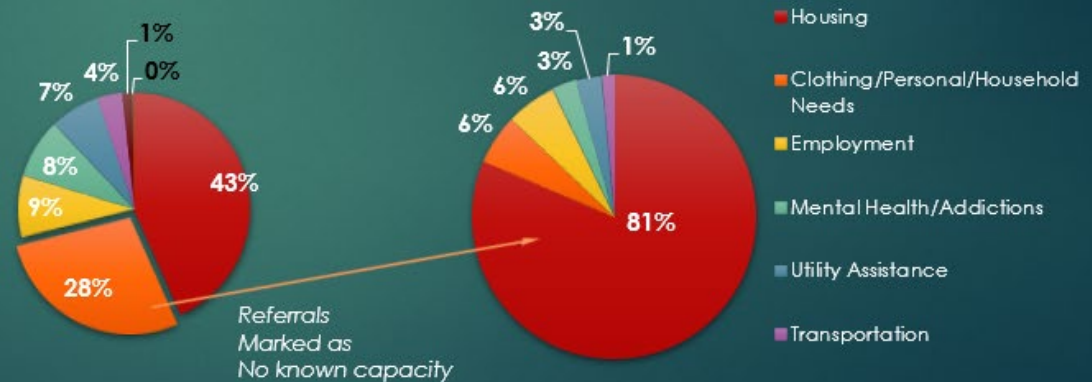
Virtual Front Door Update – 211 OC

CES Steering Committee 03/01/2023

- Housing/Shelter needs accounted for 50.4% of total calls to 2-1-1.
- Of these, majority of referrals were to CES Access Points, followed by Emergency Shelter, then prevention/Housing Expense Assistance.
- GetHelpOC closed-loop referral pilot showed that majority of returned referrals with no known capacity were housing related (Aug-Jan).

VFD Referrals to Access Points (Jan – Feb 2023)

Access Point Type	Number of Referrals
Individual	2,322
Family	1,411
Veteran	193
TAY	118
TOTAL	4,339



$n = 70$

Data Highlight – Milestone Timeline

Rebecca Ricketts, CES Manager, County Executive
Office

Business Calendar – Item #4

Coordinated Entry System: Days to Milestones

participants served in the past 90 days as of 2/28/23



2023 Vision Themes

Christina Weckerly, Committee Chair

Business Calendar – Item #7

Next Meeting

May 3, 2023, from 2:00 p.m. – 3:00 p.m.

