


WELCOME!

OCCJCC Meeting

**September 19, 2025
County Administration South
Conference Center**

Agenda

- I. Call to Order/Introductions/Opening Remarks
- II. Approval of Minutes June 20, 2025
- III. Adult Reentry Division Presentation
- IV. Recidivism Analysis & Inmate Survey
- V. Prop 36 Ad Hoc Update
- VI. Prop 47 Grant Update
- VII. OC CARES Updates
- VIII. OCCJCC Comments
- IX. Public Comments





Adult Reentry Division

Daniel Hernandez, Chief Probation Officer

Connie Schonert, Adult Reentry Division Director

Orange County Sheriff's Department Programs/Re-Entry and Services Recidivism Overview

Nate Wilson
Assistant Sheriff

Jonathan Savarese
Research Analyst III

Dominic Mejico
Criminal Justice Manager, Senior



ORANGE COUNTY
SHERIFF'S DEPARTMENT



- **Adult Definition of Recidivism**
 - Recidivism is defined as conviction of a new felony or misdemeanor committed within three years of release from custody or committed within three years of placement on supervision for a previous criminal conviction.[\[1\]](#)
- **Supplemental Measures**
 - This definition does not preclude other measures of offender outcomes. Such measures may include new arrest, return to custody, criminal filing, violation of supervision, and level of offense (felony or misdemeanor).
- **Recidivism Rates**
 - While the definition adopts a three-year standard measurement period, rates may also be measured over other time intervals such as one, two, or five years.
- **Conviction Definition**
 - Entry of judgment of guilty on a plea of guilty or no contest; or
 - Entry of judgment of guilty on a verdict of guilty

Recidivism Results Based on BSCC Definition




Fiscal Year	Program	One Year Recidivism Rate	Three Year Recidivism Rate
2021–2022	Back On Track	28.40%	33.10%
2021–2022	Food Service	8.10%	12.40%
2021–2022	Great Escape	20.10%	24.50%
2021–2022	Humv	7.80%	7.80%
2021–2022	TAY	33.30%	30.30%
2021–2023	All In	12.9%	N/A
2021–2023	Pride	36.3%	N/A

Recidivism for Non-Programming Population

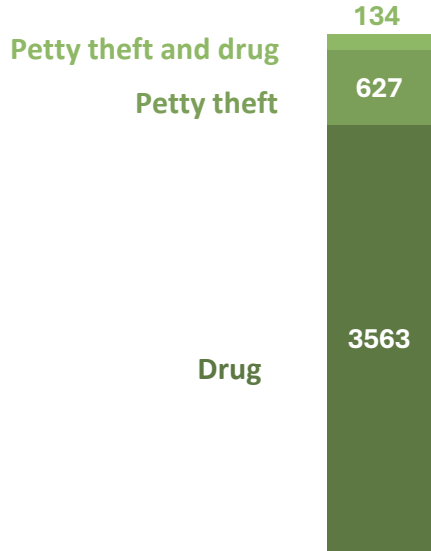
Fiscal Year	One Year Recidivism Rate	Three Year Recidivism Rate
2021–2022	48.9%	57.70%

Prop 36 Metrics Mid Year 2025 (Jan-June)


Phase 1 OCSD Bookings of Related Crimes



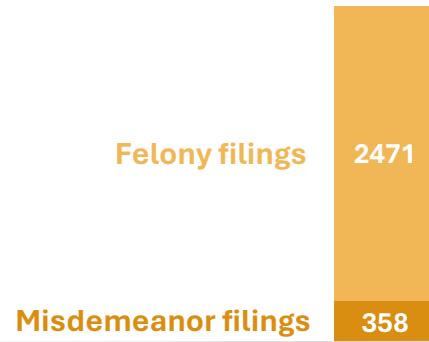
4,324
Bookings




Phase 2 Courts & OCDA Review & Filing



2,829
Misdemeanor and
Felony Court Filings



Phase 3 Courts & HCA Judge Arraignments, Defendant can request a BH Evaluation



4,774
Court Arraignments




268
Behavioral Health
Evaluations

Data retrieved on 9/15/2025 by OCSD
 Note: Charges can be added after the individual was booked.
 Limitations: Totals may not include all Prop 36 related offenders from other agencies, numbers only account for those who were physically in OC jails (e.g. booked directly, transferred, etc.).

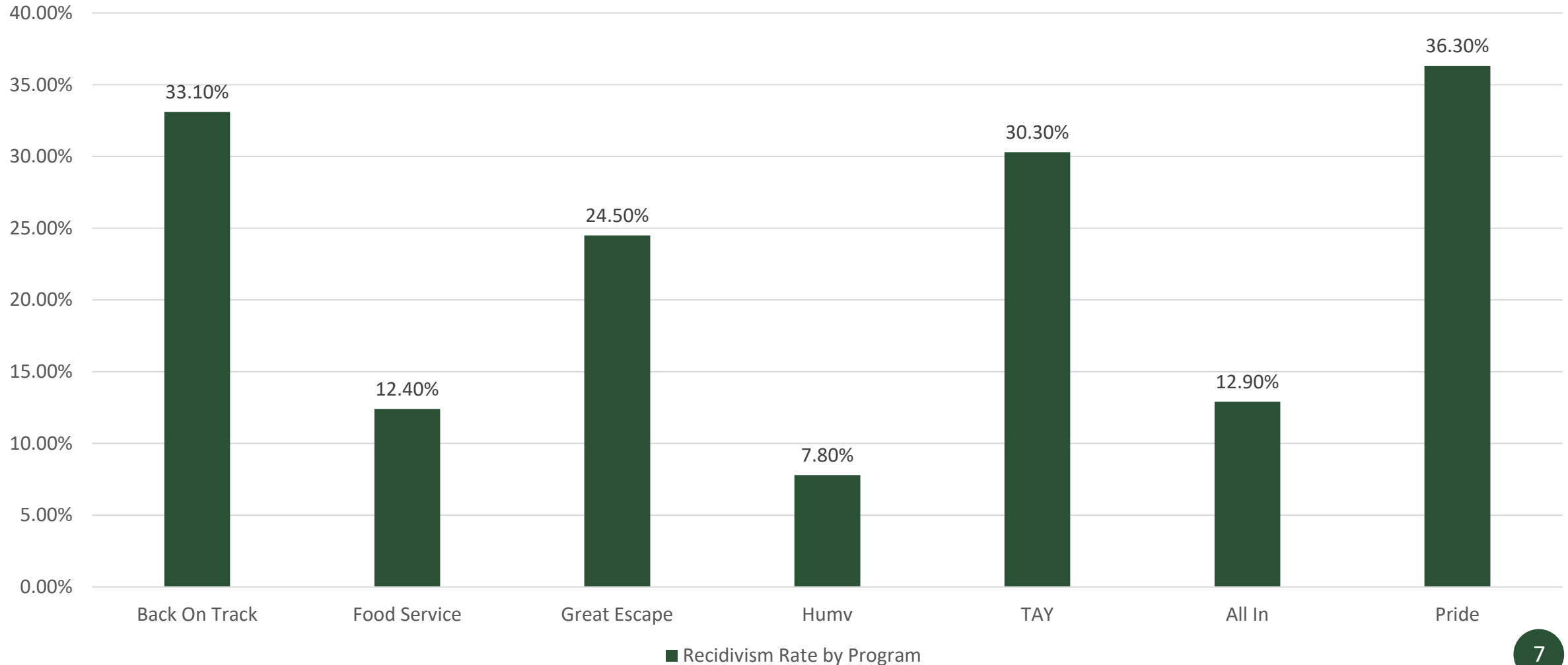
Data retrieved on 5/30/2025 (Jan-April) and 9/16/25 (May-June) by OC Courts
 Note: Filings are counted by person per case.
 Limitations: Misdemeanor filling counts include OCDA and Anaheim City Attorney.

Arraignment data retrieved 9/16/25 by OC Courts
 Note: Arraignments are counted at the hearing level. If a case has more than one arraignment hearing, it will be counted for each instance.
 BH evaluation data retrieved 9/10/25 by OC HCA
 Note: Behavior health evaluations are requested by defendant with a Prop 36 drug related charge.

Recidivism Rate Chart



Recidivism Rate by Program



Program Survey - Participation Overview



Total Respondents: 1,669



60% of respondents reported they were offered the opportunity to participate in an educational program



Of these individuals, 62% participated in programs

Motivations for Participation



- Learning new skills for life after release (23%)
- Earning certificates or qualifications (19%)
- Improving job opportunities (19%)
- Reducing my sentence or gaining other benefits (19%)
- Personal growth or interest (17%)

Reasons for non-participation



- I was not given enough information about the programs (28%)
- I was not interested in the available programs (25%)
- I did not feel the programs were useful to me (14%)
- Scheduling conflicts or other commitments (12%)
- I was told not to attend by someone else (4%)

Desired program types



- Job skills or vocational training (26%)
- College-level courses (20%)
- GED or high school equivalency (19%)
- Life skills: financial literacy, parenting (18%)
- Creative or personal development (16%)

Key Indicators and Takeaways

- Limited access or availability for educational programs was the highest reported barrier (29%)
- 40% of participants stated they did not have enough information about educational programs in their facility
- 81% of participants reported that educational program was very important for individuals in custody



- PIVOT Program – Deputy led peer mentoring program
- Thinking for a Change (T4C) – Long Term Programming
- College Credit Courses
- Resource Fairs

Questions?

Nate Wilson – Assistant Sheriff

Nwilson@ocsheriff.gov

Jonathan Savarese – Research Analyst III

Jsavarese@ocsheriff.gov

Dominic Mejico – Criminal Justice Manager, Senior

Dmejico@ocsheriff.gov


714-939-4851



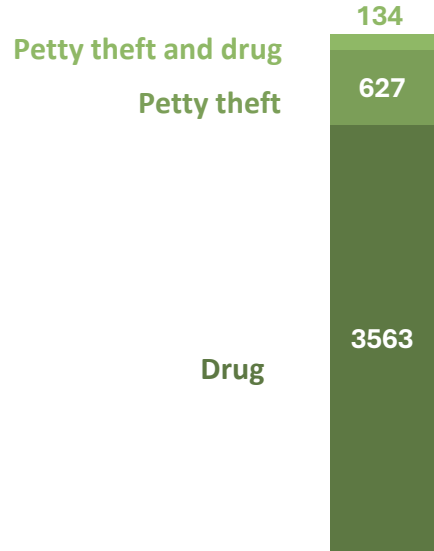
Prop 36 Ad Hoc Update

Prop 36 Metrics Mid Year 2025 (Jan-June)

Phase 1 OCSD Bookings of Related Crimes




4,324
Bookings

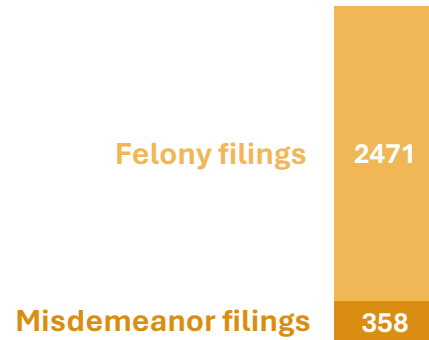


Data retrieved on 9/15/2025 by OCSD
 Note: Charges can be added after the individual was booked.
 Limitations: Totals may not include all Prop 36 related offenders from other agencies, numbers only account for those who were physically in OC jails (e.g. booked directly, transferred, etc.).

Phase 2 Courts & OCDA Review & Filing




2,829
Misdemeanor and
Felony Court Filings



Data retrieved on 5/30/2025 (Jan-April) and 9/16/25 (May-June) by OC Courts
 Note: Filings are counted by person per case.
 Limitations: Misdemeanor filling counts include OCDA and Anaheim City Attorney.

Phase 3 Courts & HCA Judge Arraignments, Defendant can request a BH Evaluation



4,774
Court Arraignments



Arraignment data retrieved 9/16/25 by OC Courts
 Note: Arraignments are counted at the hearing level. If a case has more than one arraignment hearing, it will be counted for each instance.

BH evaluation data retrieved 9/10/25 by OC HCA
 Note: Behavior health evaluations are requested by defendant with a Prop 36 drug related charge.



268
Behavioral Health
Evaluations



Phase 5

Scenario A (Probation):

Connection to two-year probation sentence



1,018

Beginning Probation

278

Litigations

of probation violation petitions for those who do not comply with the terms & conditions of probation*

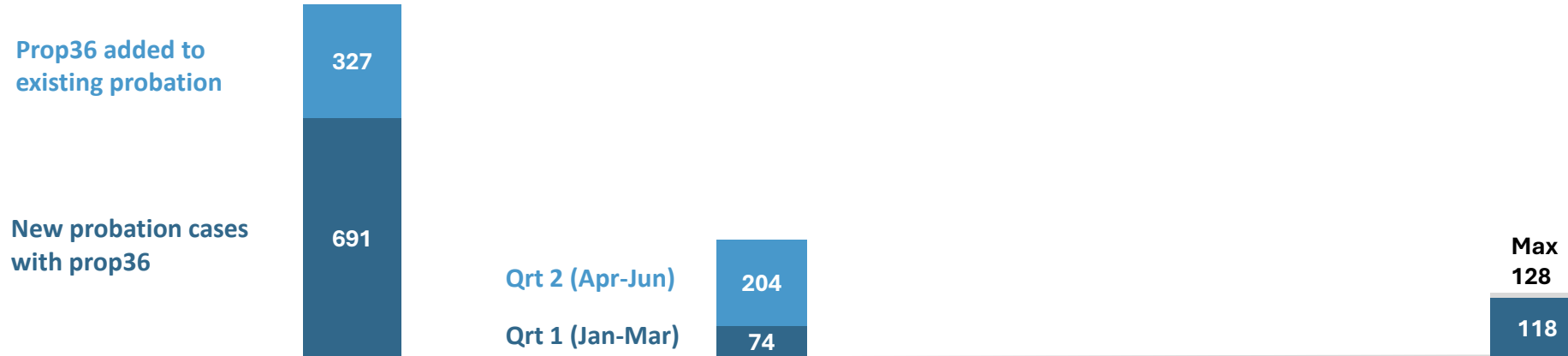
Scenario B (HCA):

Offenders accepting BH treatment



118-128**

Pleading into BH treatment



Data retrieved on 9/12/2025 by OC Probation

*Total count of Probation Violation Petitions on Prop36 cases

Data retrieved on 9/10/2025 by OC HCA.

Note: Pleas are counted in the month in which they occur, which is not always the same month in which they are evaluated. Plea information is confirmed against the Court Calendar and the reported District Attorney outcomes.

**Due to identification purpose, months with less than 11 individuals were marked as "<11" instead of a number, resulting in the range of 118-128.

	Dec	Jan	Feb	March	April	May	June	July	Aug	Sept	Oct	Nov	Total	Source
Phase 1 (OCSD) *Bookings with related Charges														
Qualifying petty theft bookings (OCSD)	12	27	14	26	23	23	34	28	34				221	OCSD
Qualifying drug offense bookings (OCSD)	57	135	134	123	110	149	115	164	193				1,180	OCSD
Qualifying petty theft bookings (all)	52	116	89	111	101	89	121	98	111				888	OCSD
Qualifying drug offense bookings (all)	211	583	562	589	555	689	585	674	793				5,241	OCSD
Qualifying both petty theft and drug offense bookings (all)	7	22	10	25	29	21	27	31	35				207	OCSD
Average length of stay upon release	22	28	24	21	17	24	19	13	9				177	OCSD

Data retrieved: 9/15/2025 by OCSD, Note: Charges can be added after the individual was booked.

Limitations: Totals may not include all Prop 36 related offenders from other agencies, numbers only account for those physically in OC jails (e.g. booked directly, transferred, etc.).

Phase 2 (OCDA) Review and filing of Prop 36 cases														
Prop 36 eligible cases submitted	176	469	542	526	579	610	569	600	712				4,783	OCDA
Total filed as prop 36 misdemeanor	61	110	41	32	36	70	69	93					512	Courts
Total filed as prop 36 felony	104	305	403	405	480	459	419	429					3,004	Courts
Submitted and filed as prop 36 charge	158	393	440	451	508	515	479	501	577				4,022	OCDA

Data retrieved: 5/30/2025 (Jan-April) and 9/16/25 (May-June) by OC Courts, 9/15/2025 by OCDA, Note: Filings are counted by person per case. OCDA reviews to determine if elements of the prop 36 crime are met. Limitations: Misdemeanor filing counts include OCDA and Anaheim City Attorney.

Phase 3 (OC Courts/HCA) Individual reviews by Judge, defendant can request BH assessment														
Prop 36 arraignments for drug possession (11395HS)	242	612	631	571	709	722	686	808					4,981	Courts
Prop 36 arraignments for theft/burglary (PC 666.1)	48	133	105	140	163	139	163	171					1,062	Courts
Behavioral Health Evaluations (#)	34	38	40	51	52	41	46	30	60				392	HCA

Data retrieved: 9/16/2025 by OC Courts and 9/10/2025 by HCA, Note: Arraignments are counted at the hearing level. If a case has more than one arraignment hearing, it will be counted for each instance. Behavior health evaluations are requested by defendant with a Prop 36 drug related charge.

Phase 4 (OC Courts) Additional hearings to litigate the merits of case and/or determine if defendant is interested in treatment or other disposition														
Metrics coming soon														Courts

Phase 5														
Scenario A (Probation): Connection to two-year probation sentence														
Petty theft offenders beginning probation	0	12	16	22	35	31	26	39					181	Probation
Drug related offenders beginning probation	0	84	109	133	167	185	179	204					1,061	Probation
Petty theft AND drug related offenders beginning probation	0	5	3	3	2	2	4	2					21	Probation
New probation cases with Prop 36	0	82	99	108	124	145	133	161					852	Probation
Prop 36 added to existing probation	0	19	29	50	80	73	76	84					411	Probation

Scenario B: Offenders accepting BH treatment														
Individual pleading into BH treatment	0	<11	12	21	31	30	24	33	19				170	HCA

Data retrieved 9/12/2025 by Probation and 9/10/2025 by HCA, Note: Pleading into BH treatment does not always occur in the same month as a BH Evaluation, Plea information is confirmed with the Court calendar and OCDA outcomes. Due to deidentification purpose, months with less than 11 cannot be provided with an actual number.

Overall Note: The cohort of individuals within the metrics do not necessarily go through all phases, and are not always the same individuals represented in the same month of reporting between phases.

Prop 47 Grant Update

- BSCC received 67 applications totaling \$379M
 - 56 Applications met minimum qualifications
 - 23 Applications were recommended for funding
 - Amount of funding available - \$127M

- County of Orange submitted 2 applications
 - Prop 36 - MDT Cohort & Expansion of Compass OC
 - Prop 36 – Staffing for Assessments & Treatment Beds
 - Neither were recommended

Need to Know

OC CARES Updates

All materials will be posted to the OCCJCC website

Meeting Agendas and Cancellations are also posted to the OCCJCC website

69 working days – 104 total days; 14.5 weeks; 0 Quarterly Report
0 SFP; 0 Budget to implement the 2025 Vision

Reach out if you have questions or need anything

OC CARES
COMMUNITY PROJECT
SCHOLARSHIP
 (03/12/24 - 05/30/25)



PARTICIPANTS	FOLLOW-UP FROM CTP TRAINING
Hoa	Self-Employed - Construction Foreman
Daniel R.	Construction with a remodeling company
Paul	Restaurant worker
Hayden	Landscaping
Victor	Looking for work currently
William	Laborer
Jose	AGC - Construction Laborer
Carlos	Roofing
Ben	Angel Stadium worker
Joshua	In custody
Shane	Hustling for work
Osbaldo	Carpenter Union - General Carpenter

91% GRADUATED FROM CARPENTER TRAINING PARTNERS - ORANGE COUNTY

100% WERE IDENTIFIED AS JUSTICE-INVOLVED

91% LIVES IN ORANGE COUNTY



Assisting Community Based Organizations



HIRE OC Reentry Fair



Branding



MOB is OPEN



Project / Program (Adults)	% Completed				Est. Completion Date
	2023	2024	2025	Overall	
Pillar I: Prevention					
Communication & Media Campaign	100%	100%	n/a	100%	June 2024
Data Gathering, Sharing and Analysis	100%	100%	100%	100%	June 2025
Crisis Response related trainings	100%	n/a	n/a	100%	June 2023
Behavioral Health Public Safety Response	n/a	100%	n/a	100%	June 2024
Be Well Facilities & Programs	100%	90%	35%	81%	June 2025
FIRST Point	100%	n/a	n/a	100%	June 2023
Pillar II: Courts					
Pre-Trial Intervention	n/a	82%	n/a	82%	June 2024
Adult Specialty Courts	100%	100%	80%	97%	June 2025
Care Court	100%	n/a	n/a	100%	December 2023
Pillar III: In-Custody					
In-Custody Stabilization Services	100%	100%	n/a	100%	June 2024
Opening of new Musick Jail Facility	100%	100%	n/a	100%	June 2024
In-Custody Reentry Programming	100%	100%	100%	100%	June 2025
Pillar IV: Reentry					
Regional Reentry Community Resource Centers (Reentry Success Centers)	100%	100%	100%	100%	June 2024
Mobile Reentry Services	100%	0%	n/a	50%	June 2024
Coordinated Reentry Center	100%	n/a	50%	60%	December 2025
Workforce Reentry Center	100%	n/a	0%	50%	December 2025
Coordinated Case Management	100%	n/a	100%	100%	June 2025

What's Remaining...

- **Be Well Irvine**
- **Pre-Trial Intervention (CJ2)**
- **Expansion of Specialty Courts**
- **Coordinated Reentry Center**
- **Workforce Reentry Center**
- **Future plans for Mobile Reentry Services**

Project / Program (Juvenile & TAY)	% Completed				Est. Completion Date
	2023	2024	2025	Overall	
Pillar V: Juvenile & TAY - Prevention					
Communication & Media Campaign	n/a	100%	n/a	100%	June 2024
Data Gathering, Sharing and Analysis	80%	n/a	n/a	80%	June 2023
Juvenile Mental Health & Substance Use Support Services	n/a	95%	n/a	95%	June 2024
Youth Diversion Programs	n/a	100%	80%	95%	June 2025
Pillar V: Juvenile & TAY - Courts					
Expand Juvenile Specialty Courts	n/a	95%	n/a	95%	June 2024
Pillar V: Juvenile & TAY-In-Custody/Detained					
Juvenile Mental Health & SUD Support Services	n/a	100%	n/a	100%	June 2024
Specialized Programming for Detained Juvenile & TAY	n/a	n/a	90%	90%	June 2025
Enhance Juvenile Corrections Campus	n/a	n/a	75%	75%	December 2025
Pillar V: Juvenile & TAY - Reentry					
Specialized Reentry Programs	100%	n/a	94%	96%	June 2025
Supportive Housing	n/a	n/a	85%	85%	December 2025
Transitional TAY Housing	n/a	n/a	90%	90%	December 2025



THANK YOU!

Questions/Comments

**Next Meeting:
October 17, 2025
County Administration South
Conference Center**