




COUNTY OF ORANGE HOMELESS SERVICE SYSTEM BY RESOURCE TYPE


Updated as of 12/01/2025

		FY 23-24 ACTUALS			FY 24-25 ACTUALS			FY 25-26 ADOPTED BUDGET			FY 25-26 Funding Sources				Can Unused Funds be Re-purposed? (Note 3)
COMMUNITY SERVICE PROGRAMS (includes Federal, State and County match funds)		Funding Allocated Specifically for Homeless	Funding Allocated for All County Residents Including Homeless	Total (Note 1)	Funding Allocated Specifically for Homeless	Funding Allocated for All County Residents Including Homeless	Total (Note 1)	Funding Allocated Specifically for Homeless	Funding Allocated for All County Residents Including Homeless	Total (Note 1)	Fed	State	NCC	Other	
OC Community Resources															
Veterans Affairs Supportive Housing Vouchers	Rental assistance for homeless veterans with case management and clinical services provided by the Department of Veterans Affairs (VA).	14,602,010	-	14,602,010	17,083,368	-	17,083,368	22,659,912	-	22,659,912	100%	0%	0%	0%	N
Mainstream Vouchers	Rental assistance for non-elderly homeless households who have exited from recuperative care and are eligible for Whole Person Care.	3,071,626	-	3,071,626	4,099,176	-	4,099,176	4,598,568	-	4,598,568	100%	0%	0%	0%	N
Landlord Incentive Program	The Landlord Incentive Program engages landlords and provides funding to secure rental units for individuals and families' transitioning from homelessness into permanent housing.	-	-	-	-	-	-	-	-	-	0%	0%	0%	0%	N
Landlord Incentive Program	State ARPA funding allocated to provide incentives for landlords and move-in cost assistance to Housing Choice Voucher Holders who are at-risk of homelessness or experiencing homelessness.	-	310,887	310,887	-	373,235	373,235	-	3,000,000	3,000,000	0%	100%	0%	0%	N
Tenant Based Rental Assistance	Security deposit assistance and/or moving costs for households experiencing homelessness who are issued an Orange County Housing Authority (OCHA) voucher and homeless veterans with VASH vouchers.	9,260	-	9,260	5,031	-	5,031	-	-	-	0%	0%	0%	0%	N
Housing Choice Voucher	Provides rental subsidies to a private owner of housing units or landlord on behalf of eligible families who enter into a lease agreement for an eligible rental unit.	-	174,484,048	174,484,048	-	222,590,491	222,590,491	-	269,477,277	269,477,277	100%	0%	0%	0%	N
Emergency Housing Vouchers	A type of Housing Choice Vouchers authorized by the American Rescue Act Plan of 2021 that are to assist those who are experiencing homelessness, at-risk of homelessness, survivors of domestic violence, and those who were recently homelessness and have a high risk of housing instability.	11,355,089	-	11,355,089	12,100,931	-	12,100,931	11,877,849	-	11,877,849	100%	0%	0%	0%	N
Affordable Housing Development	Funding allocations to be used for the acquisition, new construction, and/or rehabilitation of permanent supportive housing for extremely low-income households that are experiencing homelessness. Amount shown represents funding currently allocated to projects from Mental Health Services Act Fund, Fund 170 (Housing Asset Fund), Fund 15G (HOME Investment Partnership Act funds), Fund 135 (Real Estate Development Program) and Fund 15B (CEO Single Family Housing).	77,734,488	-	77,734,488	-	66,350,546	66,350,546	-	53,410,574	53,410,574	0%	0%	0%	100%	N
Homekey Acquisition	State HCD funding to rapidly expand housing for persons experiencing homelessness or at risk of homelessness, and who are, thereby, inherently impacted by COVID-19 and other communicable diseases.	-	-	-	-	1,948,612	1,948,612	-	4,674,818	4,674,818	0%	100%	0%	0%	N
Home ARP program	Assist individuals or households who are homeless, at risk of homelessness, and other vulnerable populations, by providing housing.	-	-	-	3,838,474	-	3,838,474	4,321,362	-	4,321,362	100%	0%	0%	0%	N
Permanent Supportive Housing	MHSA funding allocations to OCHFT to be used for the development of affordable and permanent supportive housing.	14,000,000	-	14,000,000	-	-	-	-	-	-	0%	0%	0%	0%	N
Permanent Supportive Housing	County general funds to be used for OCHFT administrative costs.	200,000	-	200,000	-	-	-	-	-	-	0%	0%	0%	0%	N
Permanent Supportive Housing	State ARPA funding allocated to finance the development of permanent supportive housing for persons experiencing homelessness.	850,000	-	850,000	1,540,000	-	1,540,000	-	-	-	0%	0%	0%	0%	N
Whole Person Care Pilot program	One-time Mental Health Services Act fund for the Whole Person Care pilot program to be used for capital and operating funds for the construction and operation of transitional housing units at Cypress House for WPC eligible tenants living with a serious mental illness and who are at risk of or experiencing homelessness.	-	-	-	44,048	-	44,048	70,000	-	70,000	0%	100%	0%	0%	N
Health Care Agency															
Permanent Supportive Housing for MHSA Eligible Clients (Note 8 - MHSA Related)	Funding approved by the Board of Supervisors to assist with providing permanent supportive housing for individuals with serious emotional disturbance or serious mental illness experiencing homelessness.	395,641	9,495,375	9,891,016	8,960,780	-	8,960,780	11,099,718	-	11,099,718	0%	100%	0%	0%	Y/N (See Note 5)
Bridge Housing for Homeless (Note 8 - MHSA Related)	Interim housing for adults who have been matched to a permanent housing opportunity. The program also serves adults experiencing homelessness who are in the beginning stages of obtaining permanent housing. Adults (including women with children) are eligible if they are homeless, are living with a serious mental illness, and may have a co-occurring substance use disorder.	4,366,076	-	4,366,076	10,502,281	-	10,502,281	10,174,236	-	10,174,236	0%	100%	0%	0%	Y/N (See Note 5)



COUNTY OF ORANGE HOMELESS SERVICE SYSTEM BY RESOURCE TYPE


Updated as of 12/01/2025

		FY 23-24 ACTUALS			FY 24-25 ACTUALS			FY 25-26 ADOPTED BUDGET			FY 25-26 Funding Sources				Can Unused Funds be Re-purposed? (Note 3)
COMMUNITY SERVICE PROGRAMS (includes Federal, State and County match funds)		Funding Allocated Specifically for Homeless	Funding Allocated for All County Residents Including Homeless	Total (Note 1)	Funding Allocated Specifically for Homeless	Funding Allocated for All County Residents Including Homeless	Total (Note 1)	Funding Allocated Specifically for Homeless	Funding Allocated for All County Residents Including Homeless	Total (Note 1)	Fed	State	NCC	Other	
Housing and Year-Round Emergency Shelter	Year-Round Emergency Shelter (formerly called Short-Term Housing) serves adults living with a serious mental illness who may have a co-occurring substance use disorder, are experiencing homelessness and in need of immediate shelter. Individuals referred to the program are actively participating in services at Behavioral Health Services Adult and Older Adult County clinics including PACT or County-contracted outpatient clinic.	480,920	-	480,920	519,375	-	519,375	920,000	-	920,000	0%	100%	0%	0%	Y/N (See Note 5)
Office of Care Coordination															
Continuum of Care Homeless Assistance Grant	Funding is provided to the OCCR and nonprofits to help people and families experiencing homelessness by offering permanent supportive housing and rapid rehousing. The funds also support the management of the Homeless Management Information System (HMIS) and the Coordinated Entry System (CES), as well as planning and building capacity for the Orange County Continuum of Care (CoC).	2,357,301	10,725,178	13,082,479	2,858,245	10,487,232	13,345,477	2,981,239	10,591,272	13,572,511	100%	0%	0%	0%	N
Homeless Housing, Assistance and Prevention (HHAP) Program & Housing and Disability Income Advocacy Program (HDAP)	Supports regional coordination and expand or develop local capacity to address their immediate homelessness challenges utilizing best practices that promote permanent housing placement and stability.	10,992,767	-	10,992,767	11,424,481	-	11,424,481	13,905,659	-	13,905,659	52%	0%	48%	0%	N
Homelessness Prevention and Stabilization Pilot Program (HPSP)	A short-term (no longer than 12-months) financial intervention to keep individuals and families in their homes, avoid displacement, and identify supportive services to promote long-term housing stability.	-	-	-	-	939,925	939,925	-	2,000,000	2,000,000	0%	56%	0%	43%	N
Social Services Agency															
CalWORKS Housing Support Program	Special allocation dedicated to provide short-term housing assistance to CalWORKs eligible families that are experiencing homelessness, sheltered or unsheltered. Services include, but are not limited to, housing identification, rental and moving assistance, and housing case management services.	5,415,343	-	5,415,343	4,362,789	-	4,362,789	1,865,364	-	1,865,364	65%	35%	0%	0%	N
Bringing Families Home	Created by Assembly Bill 1603, Bringing Families Home is intended to help reduce the number of families in the child welfare system who are experiencing homelessness, to increase family reunification and prevent foster care placement. Provides financial assistance and housing-related wrap around supportive services.	2,174,133	-	2,174,133	1,968,850	-	1,968,850	1,889,735	-	1,889,735	0%	100%	0%	0%	N
Home Safe	Created by Assembly Bill 1603, Bringing Families Home is intended to help reduce the number of families in the child welfare system who are experiencing homelessness, to increase family reunification and prevent foster care placement. Provides financial assistance and housing-related wrap around supportive services.	2,460,776	-	2,460,776	3,304,385	-	3,304,385	1,098,924	-	1,098,924	0%	100%	0%	0%	N
Total Housing and Housing Assistance Programs		150,465,429	195,015,488	345,480,918	82,612,214	302,690,041	385,302,255	87,462,566	343,153,941	430,616,507					
Health Care Services															
Health Care Agency															
Public Health Services	Public Health services are available to all OC residents and include communicable disease control, preventive strategies to maintain and improve the health of the public, and programs and services that enhance access to healthcare including dental clinical services, immunizations, public health nursing services, nutrition education, and programs for pregnant and parenting teens including linkages to prenatal services. Other funding is comprised of Targeted Case Management (TCM), Child Health and Disability Prevention Program (CHDP - Title XIX) and Recording Fees.	3,286,152	39,270,867	42,557,019	2,944,074	42,939,680	45,883,754	5,919,552	45,932,926	51,852,478	70%	22%	0%	8%	N (See Note 4)
Whole Person Care Initiative (Note 7 - MHSA Related)	Provides coordination of services to high utilizers of emergency medical services who are experiencing homelessness or at risk of homelessness with the goal of improving health outcomes and linkages to housing and non-medical services.	-	-	-	-	-	-	-	-	-	0%	0%	0%	0%	-
Behavioral Health Treatment Services (Note 7 - MHSA Related)	Behavioral Health services are available to all Orange County residents through a Continuum of Services covering both mental health services and substance abuse treatment. This includes prevention and early intervention, outpatient services, intensive inpatient services, ancillary or support services, crisis services, inpatient care, residential care and housing programs. Other funding is comprised of Drug Medical FFP and Medi-Cal FFP.	27,904,015	225,768,848	253,672,863	23,367,882	268,730,641	292,098,522	24,763,238	284,777,237	309,540,475	7%	74%	1%	18%	Y/N (See Note 5)



COUNTY OF ORANGE HOMELESS SERVICE SYSTEM BY RESOURCE TYPE

Updated as of 12/01/2025

		FY 23-24 ACTUALS			FY 24-25 ACTUALS			FY 25-26 ADOPTED BUDGET			FY 25-26 Funding Sources				Can Unused Funds be Re-purposed? (Note 3)
COMMUNITY SERVICE PROGRAMS (includes Federal, State and County match funds)		Funding Allocated Specifically for Homeless	Funding Allocated for All County Residents Including Homeless	Total (Note 1)	Funding Allocated Specifically for Homeless	Funding Allocated for All County Residents Including Homeless	Total (Note 1)	Funding Allocated Specifically for Homeless	Funding Allocated for All County Residents Including Homeless	Total (Note 1)	Fed	State	NCC	Other	
Medical Safety Net	Provides urgent, emergent medical services and necessary follow-up care through partnerships between the County and community health providers, hospitals, and clinics.	-	1,351,064	1,351,064	-	1,350,000	1,350,000	-	1,350,000	1,350,000	0%	0%	100%	0%	N (See Note 4)
Total Health Care Services		31,190,167	266,390,779	297,580,946	26,311,956	313,020,320	339,332,276	30,682,790	332,060,163	362,742,953					
Assistance Programs															
Social Services Agency															
Medi-Cal Application	Free or low-cost health coverage for adults and children who meet eligibility requirements. Medi-Cal provides essential health benefits including, outpatient services, emergency services, mental health and substance use disorder services, prescription drugs, and preventative and wellness services.	-	185,708,735	185,708,735	-	182,978,377	182,978,377	-	180,535,065	180,535,065	0%	100%	0%	0%	N
CalFresh	Nutrition assistance program for low income households to increase food security and assist with the purchase more nutritious foods such as fruits and vegetables.	-	112,422,034	112,422,034	-	136,388,831	136,388,831	-	151,965,817	151,965,817	50%	35%	15%	0%	N (See Note 4)
CalWORKs (includes assistance payments and administrative costs)	Provides cash benefits for the care of children in need when one or both parents are absent, disabled, deceased, or unemployed.	1,231,614	245,045,751	246,277,365	1,227,786	244,918,645	246,146,431	1,296,641	253,978,745	255,275,386	81%	19%	0%	0%	N
Cash Assistance Program for Immigrants	Provides cash to certain non-citizens who are not eligible to receive SSI/SSP due to their immigration status.	-	4,532	4,532	-	22,068	22,068	-	5,367	5,367	0%	100%	0%	0%	N
General Relief (includes assistance payments and administrative costs)	County-funded program that provides temporary cash aid to eligible adult who are lawful residents and experiencing homelessness and who are ineligible for state or federal programs. This program considered a loan and recipients are expected to repay the full amount provided unless their circumstances prevent repayment.	-	26,736,886	26,736,886	-	29,208,996	29,208,996	-	31,282,275	31,282,275	0%	0%	100%	0%	N (See Note 4)
Total Assistance Programs		1,231,614	569,917,938	571,149,552	1,227,786	593,516,917	594,744,703	1,296,641	617,767,269	619,063,910					
Dedicated Shelters and Temporary Housing															
OC Community Resources															
Federal Emergency Solutions Grant - CV (ESG-CV) and Community Development Block Grant - CV (CDBG - CV) Homeless Support	One-time COVID-19 ESG and CDBG funding to be used for homeless services which may include emergency shelter operations, short-term rental assistance, hotel/motel vouchers, and essential services to people experiencing homelessness.	2,466,135	-	2,466,135	-	-	-	-	-	-	100%	0%	0%	0%	N
Office of Care Coordination															
Emergency Solutions Grant (ESG) and/or Community Development Block Grant (CDBG), may include State or Federal allocations	Provides operational funding for emergency shelter programs and rapid rehousing services to assist individuals and families experiencing homelessness.	581,610	-	581,610	793,807	-	793,807	610,401	-	610,401	100%	0%	0%	0%	0%
Bridges at Kraemer Place															
❑ Acquisition & Construction (Note 7 - MHSA Related)	Includes acquisition of the property and all construction and rehabilitation costs including planned mental health clinic space.	17,944	-	17,944	-	-	-	-	-	-	-	-	0%	-	Y
❑ Operating Expenses (Note 7 - MHSA Related)	Funding for Operator Agreement, security, utilities, maintenance, taxes, general administration.	2,899,964	-	2,899,964	4,113,886	-	4,113,886	4,093,886	-	4,093,886	0%	0%	100%	0%	Y
Armories (non ESG funded)															
Operating Expenses	Provides operational funding for seasonal armories that is not covered by the federal ESG allocation.	1,575,682	-	1,575,682	1,372,974	-	1,372,974	4,197,028	-	4,197,028	20%	80%	0%	0%	Partial
Yale Navigation Center															
❑ Acquisition & Construction	Includes acquisition of the property (FY 2018-19), construction and rehabilitation costs.	-	-	-	-	-	-	-	-	-	0%	0%	0%	0%	Partial (See Note 4)
❑ Operating Expenses	Funding for Operator Agreement, security, utilities, maintenance, taxes, and general administration of the Yale Navigation Center (Yale). Yale began operations in January 2021 and provides 425 shelter beds for individuals experiencing homelessness in the Central Service Planning Area.	7,792,444	-	7,792,444	11,952,310	-	11,952,310	9,645,416	-	9,645,416	0%	0%	91%	9%	Partial (See Note 4)
Specialized and Other Shelters															
❑ Homekey Program	Provides non-congregate shelter to individuals experiencing homelessness who are at high-risk of severe COVID-19 illness due to underlying health conditions and/or being age 62 and older. The Homekey Program began operations in November 2020 and will be transitioning to affordable housing in a few years.	395,983	-	395,983	1,556,280	-	1,556,280	133,616	-	133,616	0%	100%	0%	0%	N
❑ City Shelters	Agreements with the City of Garden Grove, Buena Park, Placentia and Laguna Beach provide funding for emergency shelter operations and related services.	2,015,326	-	2,015,326	2,015,326	-	2,015,326	2,015,326	-	2,015,326	10%	0%	90%	0%	Partial (See Note 4)



COUNTY OF ORANGE HOMELESS SERVICE SYSTEM BY RESOURCE TYPE

Updated as of 12/01/2025

		FY 23-24 ACTUALS			FY 24-25 ACTUALS			FY 25-26 ADOPTED BUDGET			FY 25-26 Funding Sources				Can Unused Funds be Re-purposed? (Note 3)
COMMUNITY SERVICE PROGRAMS (includes Federal, State and County match funds)		Funding Allocated Specifically for Homeless	Funding Allocated for All County Residents Including Homeless	Total (Note 1)	Funding Allocated Specifically for Homeless	Funding Allocated for All County Residents Including Homeless	Total (Note 1)	Funding Allocated Specifically for Homeless	Funding Allocated for All County Residents Including Homeless	Total (Note 1)	Fed	State	NCC	Other	
<input type="checkbox"/> Huntington Beach Oasis	Operate as interim housing for a period of up to five years to and will ultimately be converted into permanent supportive housing for low-income residents. The target population is chronically homeless and homeless individuals.	905,556	-	905,556	1,684,799	-	1,684,799	1,760,908	-	1,760,908	0%	100%	0%	0%	Y
<input type="checkbox"/> Encampment Resolution	Support innovative and replicable efforts to resolve critical encampment concerns. Additionally, the funding can be used to implement a sustainable restoration of public spaces to their intended uses while safeguarding the needs of unhoused people.	1,464,922	-	1,464,922	60,672	-	60,672	300,000	-	300,000	0%	100%	0%	0%	N
Support Services															
Care Plus Program Database (SOCDIS)	To enable data sharing across departments and service providers to provide coordination of care. Funding is comprised of Countywide IT Projects Non General-Fund (151) and cost applies to the other departments.	3,160,430	-	3,160,430	2,761,016	-	2,761,016	2,897,229	-	2,897,229	0%	0%	2%	98%	Y
Emergency Services due to COVID-19															
Emergency Rental Assistance Program (ERAP)	Provide rental assistance to residents to prevent homelessness	857,144	-	857,144	-	-	-	-	-	-	0%	0%	0%	0%	N
Total Dedicated Shelters and Temporary Housing		24,133,140	-	24,133,140	26,311,071	-	26,311,071	25,653,810	-	25,653,810					
Outreach and Other Services															
OC Community Resources															
Workforce & Economic Development Program	Provides on-the-job training, training in a demand occupation, short-term prevocational classes and basic skills training in reading, writing, math, GED preparation and ESL to assist individuals increase their self-sufficiency and improve their ability to meet the demands of OC businesses and employers.	-	14,819,120	14,819,120	-	14,587,316	14,587,316	-	18,858,494	18,858,494	100%	0%	0%	0%	N
Hunger Alliance	Food and water storage equipment to aid in the event of a disaster or emergency.	-	-	-	-	-	-	-	-	-	0%	0%	0%	0%	N
Human Relations Council	Program services for enhancement and expansion of anti-hate work.	-	224,986	224,986	-	-	-	-	-	-	0%	0%	0%	0%	N
Health Care Agency															
Outreach & Engagement (Note 7 - MHSA Related)	Provides Outreach and Engagement (O&E) services, including Street Medicine, to the unserved and underserved, severely and chronically mentally ill population, who are experiencing homelessness or on the verge of becoming homeless who are not connected to services. The O&E team links individuals living with mental illness to housing and treatment services. Referrals are accepted from all County and community agencies, as well as self-referrals. Other funding is primarily comprised of fees for services provided.	16,619,914	-	16,619,914	16,869,259	-	16,869,259	5,235,338	-	5,235,338	4%	95%	0%	2%	N
OC Public Works															
Flood Control Channels	Address flood control channels to prevent drug trafficking and other crimes in the sewer tunnels and unsafe encampments.	3,087,912	-	3,087,912	5,850,333	-	5,850,333	6,500,000	-	6,500,000	0%	0%	0%	100%	Y/N (See Note 6)
County Executive Office															
Human Relations Council	Program services for enhancement and expansion of anti-hate work.	-	-	-	-	13,822	13,822	-	252,000	252,000	100%	0%	0%	0%	Y
Office of Care Coordination															
2-1-1 Orange County (211OC) Call Center	The 211OC call center provides critical health and human services and support information to residents in need. This includes referrals to shelter, housing, job placement, child care, food, health care and mental health services and a broad range of other human services.	-	512,453	512,453	-	639,524	639,524	-	639,524	639,524	52%	0%	48%	0%	N
Homelessness Prevention Supportive Services	Provides outreach and engagement, job readiness and barrier removal services, job search assistance and support, transitional employment opportunities and job retention support to those experiencing homelessness in Orange County and assists with ongoing regional coordination of resources to assist individuals and families experiencing homelessness.	1,954,346	-	1,954,346	730,064	-	730,064	2,834,588	-	2,834,588	0%	56%	0%	43%	N



COUNTY OF ORANGE HOMELESS SERVICE SYSTEM BY RESOURCE TYPE

Updated as of 12/01/2025

		FY 23-24 ACTUALS			FY 24-25 ACTUALS			FY 25-26 ADOPTED BUDGET			FY 25-26 Funding Sources				Can Unused Funds be Re-purposed? (Note 3)
COMMUNITY SERVICE PROGRAMS (includes Federal, State and County match funds)		Funding Allocated Specifically for Homeless	Funding Allocated for All County Residents Including Homeless	Total (Note 1)	Funding Allocated Specifically for Homeless	Funding Allocated for All County Residents Including Homeless	Total (Note 1)	Funding Allocated Specifically for Homeless	Funding Allocated for All County Residents Including Homeless	Total (Note 1)	Fed	State	NCC	Other	
Outreach & Engagement	Provides outreach and engagement, job readiness and barrier removal services, job search assistance and support, transitional employment opportunities and job retention support to those experiencing homelessness in Orange County and assists with ongoing regional coordination of resources to assist individuals and families experiencing homelessness.	-	-	-	-	-	-	5,933,333	-	5,933,333	39%	61%	0%	0%	N
Social Services Agency															
Mobile Response Vehicle and Outreach	Outreach provided by Social Services Agency staff to determine eligibility for benefits assistance and entitlement programs at homeless emergency shelters and/or other high-need areas.	-	576,134	576,134	-	658,652	658,652	-	600,000	600,000	31%	60%	9%	0%	N (See Note 4)
Housing and Disability Income Advocacy Program (HDAP)	Grant program to assist disabled individuals who are experiencing homelessness apply for disability benefit programs while also providing housing assistance with the goal of assisting them in increasing their income, obtaining permanent housing and achieving housing stability.	-	-	-	-	-	-	-	-	-	0%	0%	0%	0%	N
Sheriff-Coroner															
Homeless Liaison and Outreach Officers	Sheriff personnel positioned throughout Orange County to interact with individuals experiencing homelessness, groups and coordinate with city police departments as needed. Other funding is comprised of Fund 400 (OC Flood), Fund 405 (OC Parks) and contract partner revenue.	8,110,195	-	8,110,195	9,839,512	-	9,839,512	10,182,507	-	10,182,507	0%	0%	29%	71%	Y/N (See Note 6)
Total Outreach and Other Services		29,772,368	16,132,693	45,905,061	33,289,168	15,899,314	49,188,482	30,685,766	20,350,018	51,035,784					
TOTAL ESTIMATED RESOURCES		236,792,717	1,047,456,899	1,284,249,616	169,752,195	1,225,126,592	1,394,878,787	175,781,572	1,313,331,391	1,489,112,964					

Notes:

- (1) Resources and funding/allocations listed are for programs or initiatives available within the County for which homeless persons are eligible.
- (2) Unused funds that carry over, unless otherwise noted, identifies whether unspent funds, as determined at the end of the fiscal year, may be re-budgeted and utilized in subsequent fiscal periods for the same purpose or for a new purpose.
- (3) Unless otherwise noted, Net County Cost allocated for the construction, operating, or relocation efforts of the homeless are maintained in the General Fund and may be re-purposed either in the same fiscal year or through the budget process in subsequent years.
- Notes:
- (4) Unspent Net County Cost for these programs is known at the end of the fiscal year and may be re-purposed through the County's budgeting process.
- (5) The Behavioral Health programs in the Health Care Agency have various funding sources including Net County Cost and MHSA. The Amount of any unspent funds is known at the end of the fiscal year. For MHSA, the funds are held in a Special Revenue Fund and any unspent funds are maintained in that fund's balance and must be used for the designated population. Any unspent Net County Cost is returned to the General Fund and available for re-purposing. Utilization of any unspent funds must go through the County's budgeting process.
- (6) Includes the Behavioral Health Bureau and contract city Homeless Liaison Officers working collaboratively with the County to provide mental health responses and are partially funded by contract partners, OC Flood and OC Parks, as well as Net County Cost. Unspent funds will be known at fiscal year end. Amounts not utilized for OC Flood or OC Parks will remain in their respective fund and are carried over to be available for subsequent years or for other eligible projects in their fund. Unspent Net County Cost will be returned to the General Fund and may be re-purposed through the County's budgeting process.
- (7) Resources listed include programs currently or anticipated to be funded in full or partially by MHSA.